
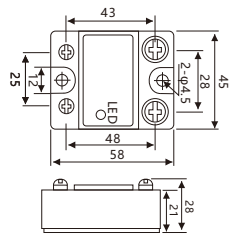
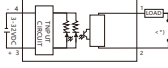

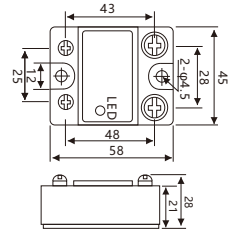
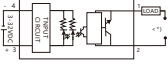


单相固态继电器MM系列

Single-phase solid-state relay MM series

MUJIE-INT

型号 Model and image	技术参数 Technical Parameter	尺寸图 Dimensions(MM)
 <p>MM-1DA4880-2</p> <p>(AC TO AC)</p>	Load Current	10A 25A 40A 60A、80A、100A
	Load Voltage	24-480VAC
	Control Voltage	3-32VDC
	Control Current	DC5-25mA
	On Voltage	≤ 1.5VAC
	Off Leakage Current	≤ 4mA
	On-off Time	≤ 10mS
	Dielectric Strength	Input - output - floor > 1500VAC
	Insulation Resistance	500MΩ/500VDC
	Ambient Temperature	-30~+75°C
	Mounting Methods	Bolt fixing
	Weight	90g (10A , 25A) 135g (>40A)
		 <p>58Lx45Wx28H</p> 

型号 Model and image	技术参数 Technical Parameter	尺寸图 Dimensions(MM)
 <p>M3NA-240B</p> <p>(DC TO AC)</p>	Load Current	10A 25A 40A 60A、80A、100A
	Load Voltage	24-480VAC
	Control Voltage	3-32VDC
	Control Current	DC5-25mA
	On Voltage	≤ 1.5VAC
	Off Leakage Current	≤ 4mA
	On-off Time	≤ 10mS
	Dielectric Strength	Input - output - floor > 1500VAC
	Insulation Resistance	500MΩ/500VDC
	Ambient Temperature	-30~+75°C
	Mounting Methods	Bolt fixing
	Weight	90g (10A , 25A) 135g (>40A)
		 <p>58Lx45Wx28H</p> 

说明: 1. 负载10A, 必须安装散热器, 40A以上加风扇强冷或水冷;

Instructions: 1. Load 10A, radiator must be installed, more than 40A plus fan strong cold or water cooling;

2. 使用感性负载时, 尽量将热敏电阻放在感应端, 并取其值的0.6-1.9倍。58Lx45Wx28H

2. when using inductive load, besuretooutputthevoftagesensitiveresistorattheoijtpcit end,andtakethe value oftheloadvottage1 .6-1.9times. 58Lx45Wx28H