
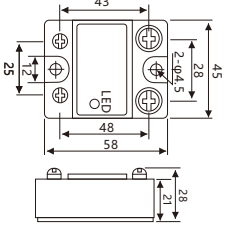
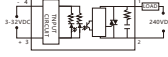

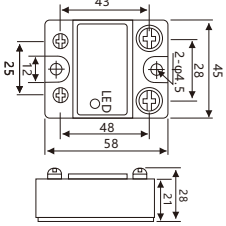
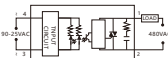



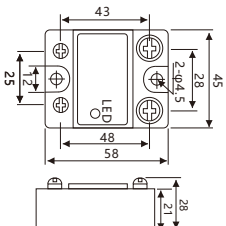
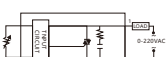
单相固态继电器MS系列

Single-phase solid-state relay MS series

MUJIE-INT

型号 Model and image	技术参数 Technical Parameter	尺寸图 Dimensions(MM)
 <p>MS-DA4080-1</p> <p>(DC TO AC)</p>	Load Current	10A 25A 40A 60A、80A、100A、120A
	Load Voltage	24-480VAC
	Control Voltage	3-32VDC
	Control Current	DC6-15mA
	On Voltage	≤ 1.3VAC
	Off Leakage Current	≤2mA
	On-off Time	≤ 10mS
	Dielectric Strength	Input - output - floor >2500VAC
	Insulation Resistance	1000MΩ/500VDC
	Ambient Temperature	-30~+75°C
	Mounting Methods	Bolt fixing
Weight	90g (10A , 25A) 135g (>40A)	
		 <p>58Lx45Wx28H</p> 

型号 Model and image	技术参数 Technical Parameter	尺寸图 Dimensions(MM)
 <p>MS-AA4080-1</p> <p>(AC TO AC)</p>	Load Current	10A 25A 40A 60A、80A、100A、120A
	Load Voltage	24-480VAC
	Control Voltage	9-250VAC
	Control Current	AC20mA
	On Voltage	≤ 1.3VAC
	Off Leakage Current	≤2mA
	On-off Time	≤ 10mS
	Dielectric Strength	Input - output - floor >2500VAC
	Insulation Resistance	1000MΩ/500VDC
	Ambient Temperature	-30~+75°C
	Mounting Methods	Bolt fixing
Weight	90g (10A , 25A) 135g (>40A)	
		 <p>58Lx45Wx28H</p> 

型号 Model and image	技术参数 Technical Parameter	尺寸图 Dimensions(MM)
 <p>MS-RA3840-1</p>	Load Current	10A 25A 40A 60A、80A、100A、120A
	Load Voltage	24-480VAC
	Control Voltage	220V-470KΩ;380V-1MKΩ
	Control Current	/
	On Voltage	/
	Off Leakage Current	/
	On-off Time	/
	Dielectric Strength	Input - output - floor >2500VAC
	Insulation Resistance	1000MΩ/500VDC
	Ambient Temperature	-30~+75°C
	Mounting Methods	Bolt fixing
Weight	90g (10A , 25A) 135g (>40A)	
		 <p>58Lx45Wx28H</p> 


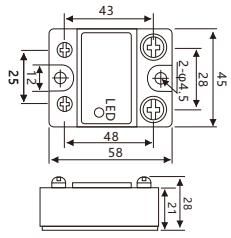
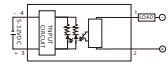
说明: 1. 负载10A, 必须安装散热器, 40A以上加风扇强冷或水冷;
Instructions: 1. Load 10A, radiator must be installed, more than 40A plus fan strong cold or water cooling;


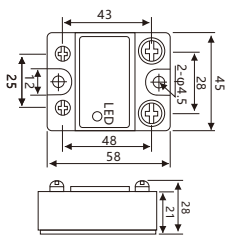
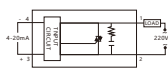
2. 使用感性负载时, 尽量将热敏电阻放在感应端, 并取其值的0.6-1.9倍。58Lx45Wx28H
2. when using inductive load, besuretooutputthevoltage sensitiveresistorattheoitpcit end, andtake the value of the loadvoltage. 0.6-1.9times.
58Lx45Wx28H


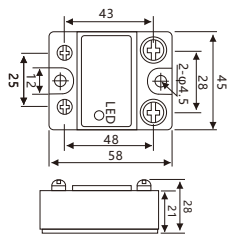
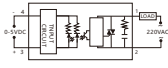
单相固态继电器MS系列

Single-phase solid-state relay MS series

MUJIE-INT

型号 Model and image	技术参数 Technical Parameter	尺寸图 Dimensions(MM)
 <p>MS-DD6040-1</p> <p>(DC TO DC)</p>	Load Current	10A 25A 40A 60A、80A、100A、120A
	Load Voltage	60VDC 110VDC 220VDC
	Control Voltage	5-32VDC
	Control Current	DC 15-35mA
	On Voltage	≤ 1.3VAC
	Off Leakage Current	≤ 2mA
	On-off Time	≤ 10mS
	Dielectric Strength	Input - output - floor > 2500VAC
	Insulation Resistance	1000MΩ/500VDC
	Ambient Temperature	-30~+75°C
	Mounting Methods	Bolt fixing
	Weight	90g (10A, 25A) 135g (>40A)
		 <p>58Lx45Wx28H</p> 

型号 Model and image	技术参数 Technical Parameter	尺寸图 Dimensions(MM)
 <p>MS-LA2840-1</p> <p>(4-20ma to AC)</p>	Load Current	10A 25A 40A 60A、80A、100A、120A
	Load Voltage	4-20VAC
	Control Voltage	28-280VDC
	Control Current	/
	On Voltage	/
	Off Leakage Current	/
	On-off Time	/
	Dielectric Strength	Input - output - floor > 2500VAC
	Insulation Resistance	1000MΩ/500VDC
	Ambient Temperature	-30~+75°C
	Mounting Methods	Bolt fixing
	Weight	90g (10A, 25A) 135g (>40A)
		 <p>58Lx45Wx28H</p> 

型号 Model and image	技术参数 Technical Parameter	尺寸图 Dimensions(MM)
 <p>MS-UA2840-1-05</p> <p>(0-5vto AC)</p>	Load Current	10A 25A 40A 60A、80A、100A、120A
	Load Voltage	0-5VAC
	Control Voltage	28-280VAC
	Control Current	/
	On Voltage	/
	Off Leakage Current	/
	On-off Time	/
	Dielectric Strength	Input - output - floor > 2500VAC
	Insulation Resistance	1000MΩ/500VDC
	Ambient Temperature	-30~+75°C
	Mounting Methods	Bolt fixing
	Weight	90g (10A, 25A) 135g (>40A)
		 <p>58Lx45Wx28H</p> 


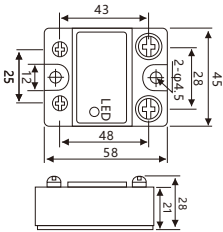
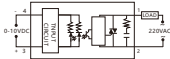
说明: 1. 负载10A, 必须安装散热器, 40A以上加风扇强冷或水冷;
Instructions: 1. Load 10A, radiator must be installed, more than 40A plus fan strong cold or water cooling;


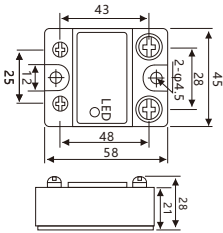
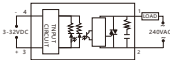
2. 使用感性负载时, 尽量将热敏电阻放在感应端, 并取其值的0.6-1.9倍。58Lx45Wx28H
2. when using inductive load, besuretooutputtheoftagesensitiveresistorattheoijt pit end, andtake the value of the loadvottagel .6-1.9times.
58Lx45Wx28H


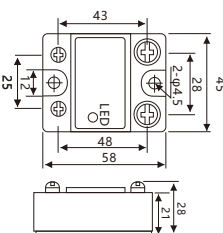
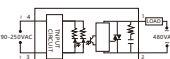
单相固态继电器MS系列

Single-phase solid-state relay MS series

MUJIE-INT

型号 Model and image	技术参数 Technical Parameter	尺寸图 Dimensions(MM)
 <p>MS-UA2840-1-10</p> <p>(0-10V to AC)</p>	Load Current	10A 25A 40A 60A、80A、100A、120A
	Load Voltage	0-10VDC
	Control Voltage	28-280VAC
	Control Current	/
	On Voltage	/
	Off Leakage Current	/
	On-off Time	/
	Dielectric Strength	Input - output - floor > 2500VAC
	Insulation Resistance	1000MΩ/500VDC
	Ambient Temperature	-30~+75°C
	Mounting Methods	Bolt fixing
	Weight	90g (10A , 25A) 135g (>40A)
		 <p>58Lx45Wx28H</p> 

型号 Model and image	技术参数 Technical Parameter	尺寸图 Dimensions(MM)
 <p>MS-DA4840-NC</p> <p>(DC TO DC)</p>	Load Current	10A 25A 40A 60A、80A、100A、120A
	Load Voltage	24-380VAC
	Control Voltage	3-32VDC
	Control Current	DC ≤ 12mA
	On Voltage	≤ 1.3VAC
	Off Leakage Current	≤ 2mA
	On-off Time	≤ 10mS
	Dielectric Strength	Input - output - floor > 2500VAC
	Insulation Resistance	1000MΩ/500VDC
	Ambient Temperature	-30~+75°C
	Mounting Methods	Bolt fixing
	Weight	90g (10A , 25A) 135g (>40A)
		 <p>58Lx45Wx28H</p> 

型号 Model and image	技术参数 Technical Parameter	尺寸图 Dimensions(MM)
 <p>MS-AA4080-NC</p> <p>(AC TO AC)</p>	Load Current	10A 25A 40A 60A、80A、100A、120A
	Load Voltage	24-380VAC
	Control Voltage	90-250VAC
	Control Current	20mA
	On Voltage	≤ 1.5VAC
	Off Leakage Current	≤ 4mA
	On-off Time	≤ 10mS
	Dielectric Strength	2000VAC
	Insulation Resistance	500MΩ/500VDC
	Ambient Temperature	-20~+75°C
	Mounting Methods	Bolt fixing
	Weight	90g (10A , 25A) 135g (>40A)
		 <p>58Lx45Wx28H</p> 

说明: 1. 负载10A, 必须安装散热器, 40A以上加风扇强冷或水冷;
Instructions: 1. Load 10A, radiator must be installed, more than 40A plus fan strong cold or water cooling;

2. 使用感性负载时, 尽量将热敏电阻放在感应端, 并取其值的0.6-1.9倍。58Lx45Wx28H
2. when using inductive load, besuretooutputtheoftagesensitiveresistorattheoijt pit end, andtake the value of the loadvottagel .6-1.9times.
58Lx45Wx28H